



Results Summary [Show All Pages and Questions](#)

Export...

Filter Results

To analyze a subset of your data, you can create one or more filters.

Total: 10

Visible: 10

Share Results

Your results can be shared with others, without giving access to your account.

Status: Enabled

Reports: Summary and Detail

2. Features

1. If your church's website provides any of the following features, please indicate how satisfied you are with that feature. If the website does not have a particular feature, please select "We do not have that feature".

	Very Unsatisfied	Unsatisfied	Neutral	Satisfied	Very Satisfied	We do not have this feature	Response Average
Service Times	10% (1)	0% (0)	20% (2)	20% (2)	50% (5)	0% (0)	4.00
Directions	0% (0)	0% (0)	30% (3)	30% (3)	40% (4)	0% (0)	4.10
Staff directory	0% (0)	20% (2)	20% (2)	20% (2)	30% (3)	10% (1)	3.67
Information about the church	0% (0)	10% (1)	40% (4)	20% (2)	30% (3)	0% (0)	3.70
What we believe (Doctrine statement)	0% (0)	0% (0)	30% (3)	30% (3)	40% (4)	0% (0)	4.10
Information about the Christian faith	11% (1)	22% (2)	11% (1)	22% (2)	22% (2)	11% (1)	3.25
Sermon podcasts	10% (1)	10% (1)	0% (0)	0% (0)	20% (2)	60% (6)	3.25
Audio archive (sermons and/or other ministries)	10% (1)	10% (1)	0% (0)	20% (2)	30% (3)	30% (3)	3.71
Videocasts	10% (1)	0% (0)	0% (0)	0% (0)	10% (1)	80% (8)	3.00
Sermon transcripts	10% (1)	0% (0)	0% (0)	0% (0)	20% (2)	70% (7)	3.67
Current ministry opportunities	10% (1)	20% (2)	30% (3)	10% (1)	10% (1)	20% (2)	2.88
Current news	10% (1)	10% (1)	10% (1)	30% (3)	10% (1)	30% (3)	3.29
Pastor's blog	10% (1)	0% (0)	0% (0)	0% (0)	0% (0)	90% (9)	1.00
Other blogs	10% (1)	0% (0)	0% (0)	0% (0)	0% (0)	90% (9)	1.00
Small groups or Bible study information	10% (1)	20% (2)	10% (1)	30% (3)	10% (1)	20% (2)	3.13
Downloads for fun (desktop pictures, videos, etc.)	10% (1)	10% (1)	0% (0)	0% (0)	0% (0)	80% (8)	1.50
Other downloads (Bible study materials, teaching materials, church forms, etc.)	0% (0)	0% (0)	30% (3)	0% (0)	10% (1)	60% (6)	3.50
Online store	0% (0)	0% (0)	0% (0)	20% (2)	20% (2)	60% (6)	4.50
Reading lists	0% (0)	10% (1)	10% (1)	0% (0)	0% (0)	80% (8)	2.50
Church member directory or database	0% (0)	0% (0)	0% (0)	20% (2)	0% (0)	80% (8)	4.00
Frequently Asked Questions (FAQ)	0% (0)	20% (2)	20% (2)	0% (0)	10% (1)	50% (5)	3.00
Calendar	0% (0)	10% (1)	40% (4)	0% (0)	40% (4)	10% (1)	3.78




	Total Respondents	10
	(skipped this question)	0

2. Please describe any other features that your church's website has.




	View Total Respondents	4
	(skipped this question)	6

3. Promotion




3. How often is your church's website address featured on printed materials produced by your church?

		Response Percent	Response Total
Never		0%	0
Occasionally		20%	2
Always		80%	8
Total Respondents		10	
(skipped this question)			0





4. How often is your church's website address featured on overhead slides?



		Response Percent	Response Total
Never		30%	3
Occasionally		40%	4
Every service		30%	3
Total Respondents		10	
(skipped this question)			0



5. How often is your church's website announced during the service?

		Response Percent	Response Total
Never		30%	3
Occasionally		40%	4
Every service		30%	3
Total Respondents		10	
(skipped this question)			0

6. Which age groups do you think your church's website most appeals to? (Check all that apply)

		Response Percent	Response Total
High school		10%	1
College		10%	1
Young adults		50%	5
Middle-age adults		90%	9

	Older adults		30%	3
View	Other (please specify)		20%	2
			Total Respondents	10
			(skipped this question)	0

7. How do you feel about the visual design of your church's website?				
			Response Percent	Response Total
	Hate it		10%	1
	Don't like it		10%	1
	It's OK		20%	2
	Like it		40%	4
	Love it		20%	2
			Total Respondents	10
			(skipped this question)	0

4. Effectiveness

8. Overall, how would you rate the effectiveness or your church's website in each of the following areas:						
	Very Ineffective	Ineffective	Neutral	Effective	Very Effective	Response Average
Attracting new visitors	0% (0)	30% (3)	10% (1)	40% (4)	20% (2)	3.50
Providing information for current members	0% (0)	30% (3)	30% (3)	10% (1)	30% (3)	3.40
Communicating the church's values	0% (0)	10% (1)	20% (2)	50% (5)	20% (2)	3.80
Getting people involved in ministry	0% (0)	40% (4)	30% (3)	20% (2)	10% (1)	3.00
Providing opportunities for involvement	0% (0)	30% (3)	20% (2)	40% (4)	10% (1)	3.30
Providing supplemental information about the church and its ministries	0% (0)	30% (3)	20% (2)	20% (2)	30% (3)	3.50
Reflecting the values of your church	0% (0)	0% (0)	20% (2)	40% (4)	40% (4)	4.20
					Total Respondents	10
					(skipped this question)	0

[SurveyMonkey is Hiring!](#) | [Privacy Statement](#) | [Contact Us](#) | [Logout](#)